



Weeks: 18.01.21 & 25.01.21

Year Group: Nursery


We would love to see what learning you've been doing at home! Please send photos in using the **Evidence Me app**. We also have a Nursery twitter page (@NurseryUmps) where you can share your learning with us and the rest of the school.

Daily tasks

Phonics: Speed sounds set 1

Revise the pictures for the sounds: m, a, s, d, t

- Help your child to recognise the picture for each sound.



igloo

net

parrot

girl

orange



Caterpillar

Kangaroo

umbrella

boot

flower

Oral blending

Collect some objects/toys from around the house e.g. cup, mug, top, fork, chair, pen, book. Toys: e.g. car, cat, dog, sheep, drum etc

Split each word up and say the sounds e.g. c-u-p then say cup. M-u-g then say mug. C-a-t then say cat. Ask your child to repeat after you.

Initial sounds

Play 'I spy' in your house. Say "I spy something beginning with b" Can your child guess it's a... (book),

Repeat with other initial sounds. 't' = tv 'p' = plate 'c' = car 'a' = apple

Weekly Maths Tasks

Number Activities:


Practise counting up to and back from 10

0,1,2,3,4,5,6,7,8,9,10

10,9,8,7,6,5,4,3,2,1,0

Learn the names of simple shapes

Making different shaped snowmen



Weekly Reading and Writing Tasks


Reading:

Parents to share a book with children daily. Visit Oxford Owl for free eBooks. You can create a [free account](#).

Complete the linked Play activities for each book.

Share the story: Peace at last by Jill Murphy

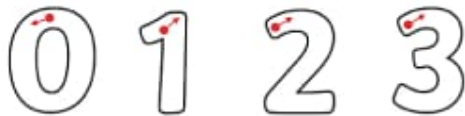
You can find this book on [Youtube](#)



Cut out some different shapes from white paper such as a circle, square, rectangle, triangle, diamond, oval and fun making different shaped snowmen. Teach your child the names of these shapes as you play.

You can find these shapes on TWINKL GO! Simply type in 'different shaped snowmen' and you can print the shapes.

Learn and recognise numerals 0, 1, 2 and 3



Practice forming these numbers using different media e.g. pencil, felt tp, sand, foam, chalk.

Talk together about what sounds you hear at night. What could Mr Bear do to have a good night's sleep? Talking about the book deepens children's understanding of the story as they make connections with their own lives.

After you have read the story a few times ask questions about the story as you read with your child e.g.

What happened at the beginning of the story... middle...end?

Why could Mr Bear not sleep?

What sounds could Mr Bear hear in the house?

Can you join in with the story?

What do you like about the story?

Writing

Practice forming the letter 'm' 's' 'a' 'd' and 't'. Follow the lines and say mmmmmmountain, ssssssnake, a a a apple, d d d dinosaur, t t t tower

Use different media e.g. pencil, felt tip, sand, foam, chalk on the ground

Topic based activities

Go on a winter walk around your neighbourhood

I am learning to talk about the environment around me

I am learning to speak in sentences

I am learning to recognise when and how things change.

Ask chn what can they see, hear, feel, taste and smell

Encourage chn to say: I can see...

- Talk to the children about the different seasons (spring, summer, autumn, winter) and what happens to the trees in winter.
- The leaves have all gone the branches are bare.
- It feels cold, freezing...talk about frost and icicles, snow
- What should we wear to stay warm?

Set up an obstacle course in your living room or garden

I am learning to follow instructions that include prepositions such as 'under', 'on top', 'behind'.

I am learning to move freely with pleasure and confidence in a range of ways

I am learning to say I feel tired and hot

Set up the living room/garden with apparatus for children to move under, on top, behind and through.

As children move along the obstacle course give them instructions such as...

First go **under** the table....next go **behind** the plant pot...then climb **on top** of the cushion etc.

Can they give you the instructions to follow?

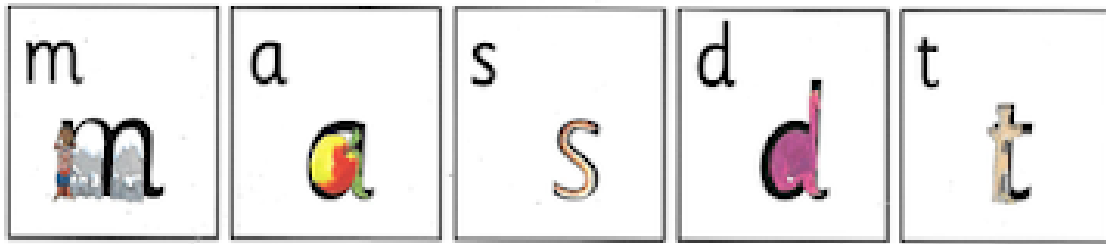
Understanding routines of the day

Help your child to understand the routines of the day. Can your child tell you what they do during the day and night? What are their routines before they go to bed so they can have a good night's sleep?

Such as... "I get up in the morning and go to the bathroom. I brush my teeth and wash my face. Then I get changed and come downstairs. I eat my breakfast. I have chocolate toast because it is so yummy. Next I get changed into my uniform and go to school. When I come home I get changed and have my tea. After that I do some homework and watch some telly. Finally it is night time and I brush my teeth and go to bed."



Speed Sounds Set 1



mmmMountain

a a a apple

sssss snake

d d d dinosaur

t t t tower



l l l igloo

n n n net

p p p parrot

g g g girl

o o o orange



c c c aterpillar

k k kangaroo

u u umbrella

b b b boot

ffffff flower

The sounds for mmmmm mountain, nnn net and fffff flower are stretched.

The other sounds are bouncy so a a a apple.